

# BRK5310 Breakout Board



## Important Lifecycle Information

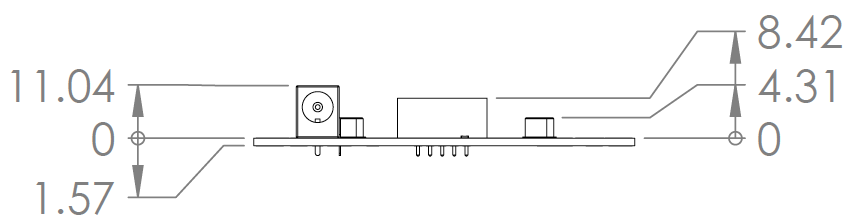
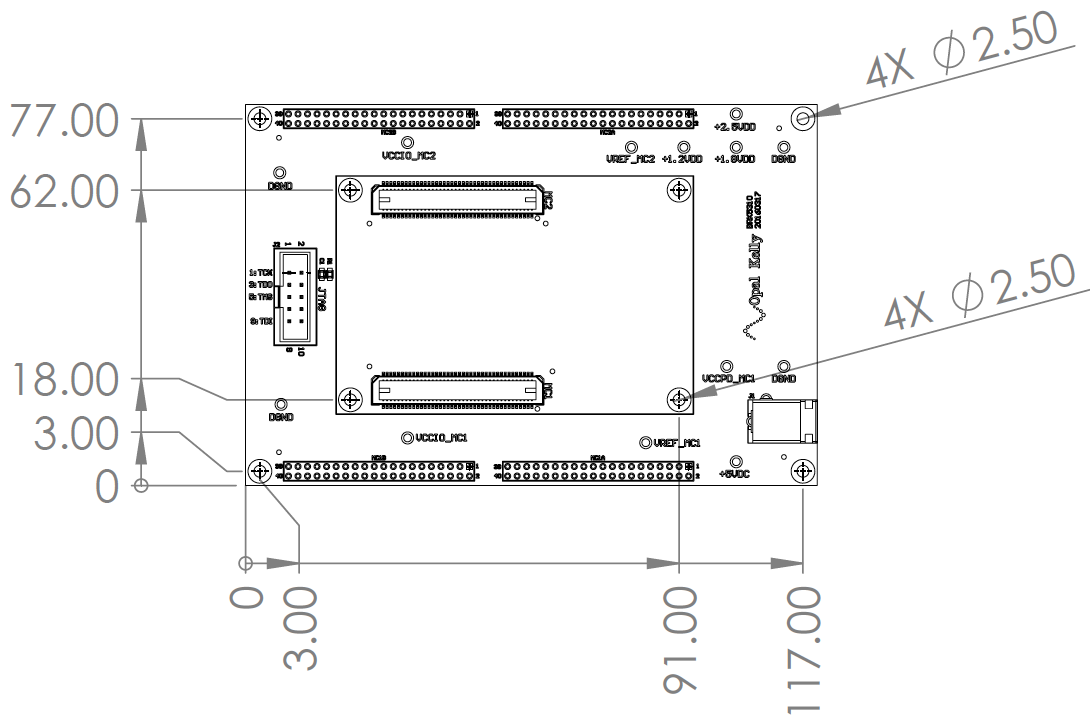
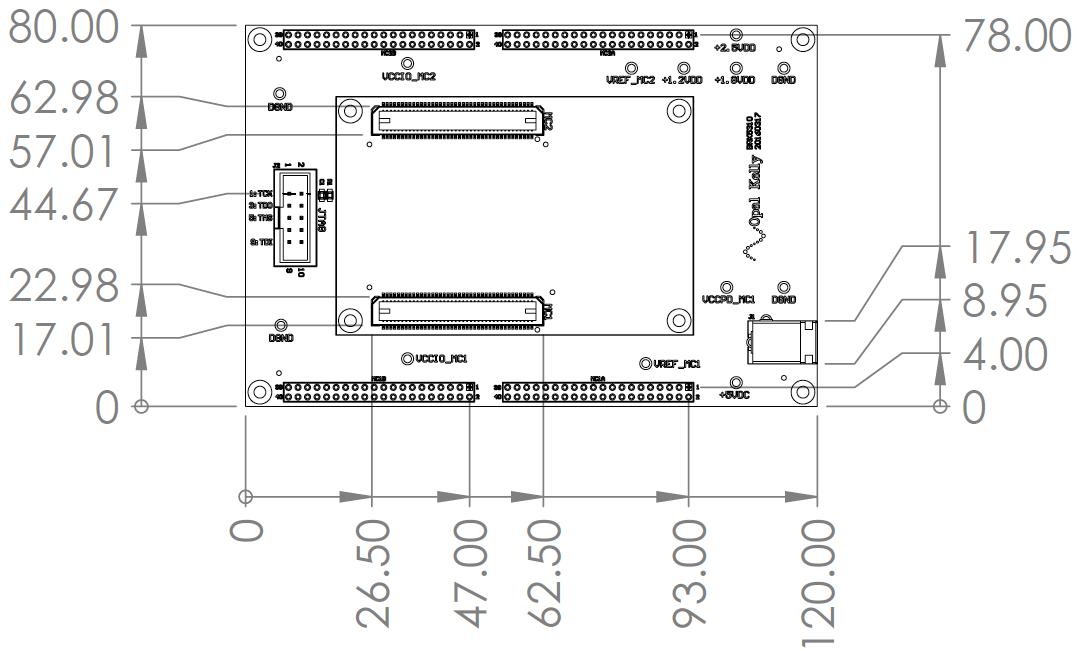
Unlike our integration modules, breakout boards are not intended for production integration. We reserve the right to change dimensions and functionality of this board at any time and may not necessarily have the previous version available for purchase.

The BRK5310 is a simple two-layer "breakout board" which can be used to evaluate or transition to the ZEM5310. It provides standard 2-mm thru-hole connections to the 0.8-mm high-density connectors on the ZEM5310 and a DC power connector (2.1mm / 5.5mm, center positive) for providing +5VDC to the ZEM5310.

Please visit the [Pins reference for the ZEM5310](#) for pin mapping details. Full Altium schematics and PCB layout are available through [Pins Downloads](#).

## Mechanical Drawing

[BRK5310-MechanicalDrawing.PDF](#)



All dimensions in millimeters.